



How to use Kahoot

This work is licensed under the Creative Commons Attribution-NonCommercial-NoDerivatives 4.0 International License. To view a copy of this license, visit <http://creativecommons.org/licenses/by-nc-nd/4.0/> or send a letter to Creative Commons, PO Box 1866, Mountain View, CA 94042, USA



KAHOOT

Video: how to host a game of Kahoot <https://youtu.be/FqEqjasf-5g>

Video: how to create a new Kahoot <https://youtu.be/AiB3gmSTPog>

The screenshot shows a video player with a Kahoot logo and the title "How to create a kahoot - video tutorial". The video content displays the Kahoot question creation interface. On the left, text reads: "Set up questions and answers, and mark one or more correct ones." The interface includes a question input field with the text "How much wood would a woodchuck chuck?", a time limit dropdown set to "20 sec", and an "Award points" section with a "YES" button. Below are four answer input fields: "Answer 1 (required)" with "100 pounds", "Answer 2 (required)" with "200 pounds", "Answer 3", and "Answer 4". A "Media" section offers options to "Add image", "Upload your image", or "Add YouTube link". A "Credit resources" field is at the bottom. The video player controls at the bottom show a pause button, a progress bar at 1:07 / 1:35, and the YouTube logo.



Set up Kahoot as a teacher

https://kahoot.com

Kahoot!

Blog Explore games Enter game PIN! Log in Sign up

Schools Businesses Family & friends Publishers Mobile app More

Make learning awesome!

Kahoot! makes it easy to create, share and play fun learning games or trivia quizzes in minutes.

Sign up for free

Watch video

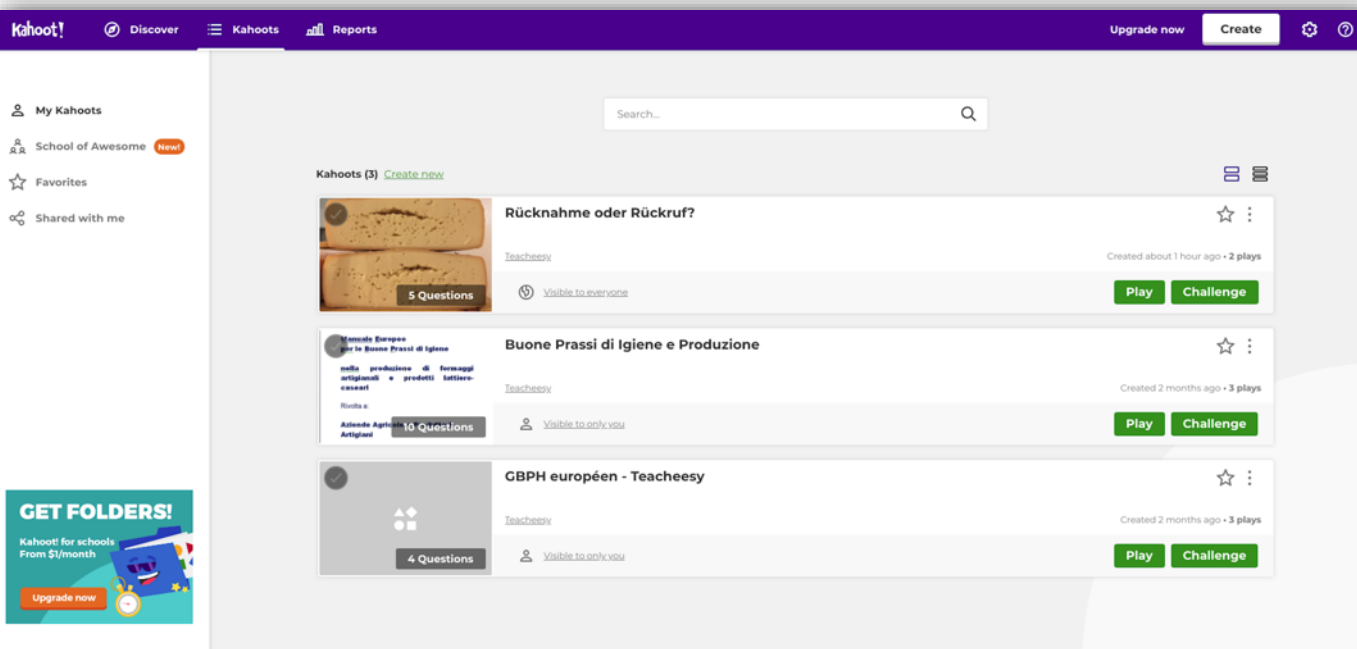
Inspiring stories & latest updates

Read the latest news, practical tips and inspiring classroom stories on our blog

Step 1:
Register at
www.kahoot.com
and log in as a
teacher



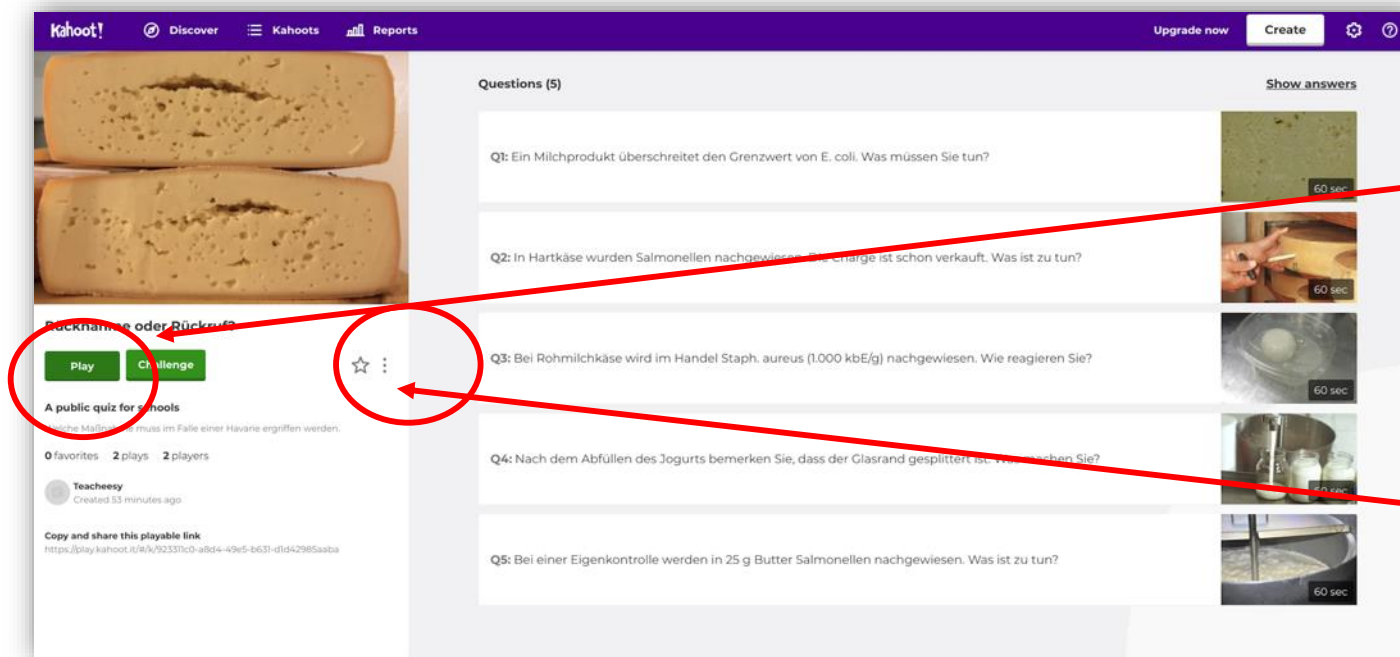
Set up Kahoot as a teacher



Step 2:
Choose from an existing Kahoot quiz or create your own



Set up Kahoot as a teacher



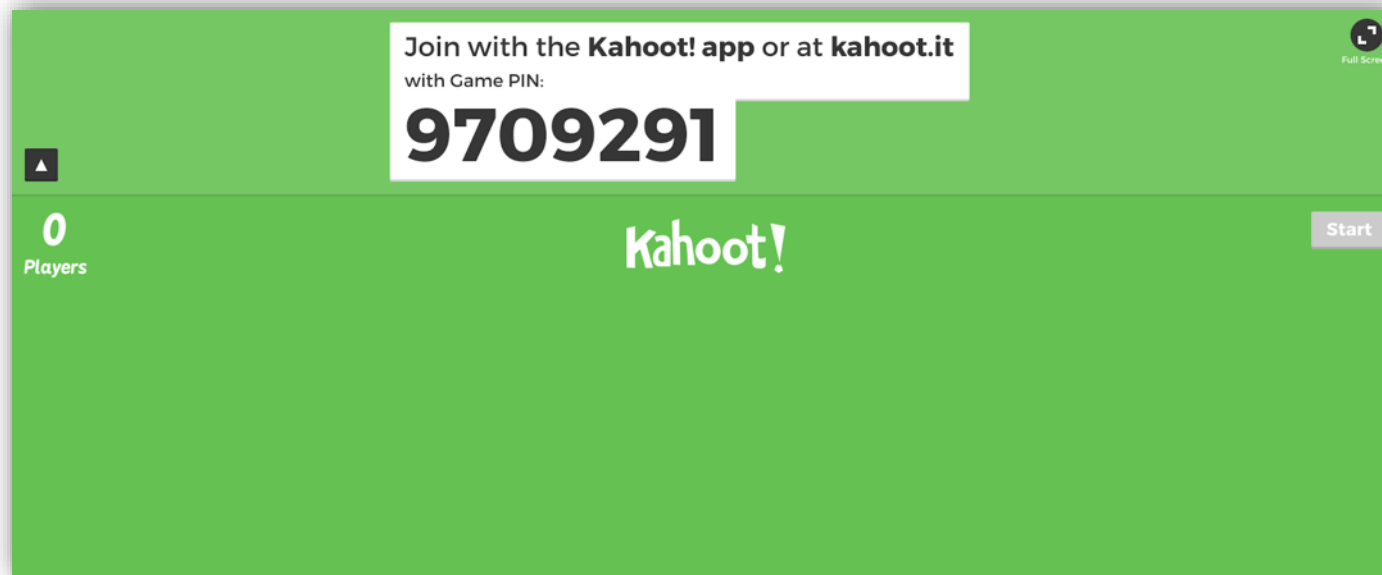
Step 3:

Start the game by selecting 'PLAY'

To test a game, choose 'preview' from the menu.



Set up Kahoot as a teacher



Step 4:


After selecting 'PLAY', choose for 'Classic' version and the game starts.

Now you see the Game PIN.

The players of the game need to know this number.



Join KAHOOT as player



Step 1:

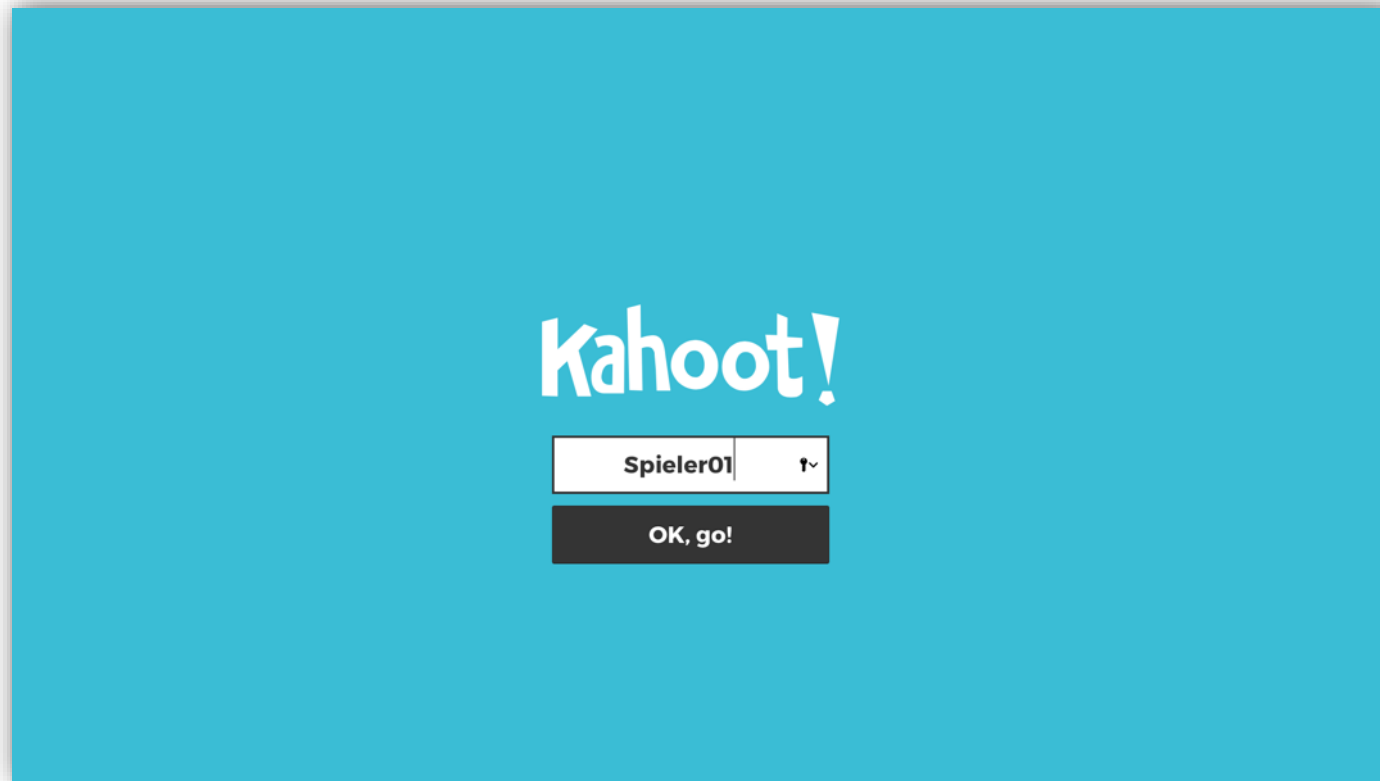
The players go to www.kahoot.it and fill out the Game PIN.

There is also a Kahoot-app available for Android and iPhone.



Join KAHOOT as player

Step 2:
The players choose
'nickname'.





Set up Kahoot! as a teacher

Join with the **Kahoot! app** or at **kahoot.it**
with Game PIN:
9709291

0
Players

Kahoot!

Start

Join with the **Kahoot! app** or at **kahoot.it**
with Game PIN:
9709291

1
Player

Spieler01

Kahoot!

Start

Step 5:

One by one, the players join the game. When everyone joined, select 'START'.



Set up Kahoot as a teacher

Step 6:
The question are projected.

Ein Milchprodukt überschreitet den Grenzwert von E. coli. Was müssen Sie tun?



57

0 Answers

Skip

▲ Hygiene verbessern

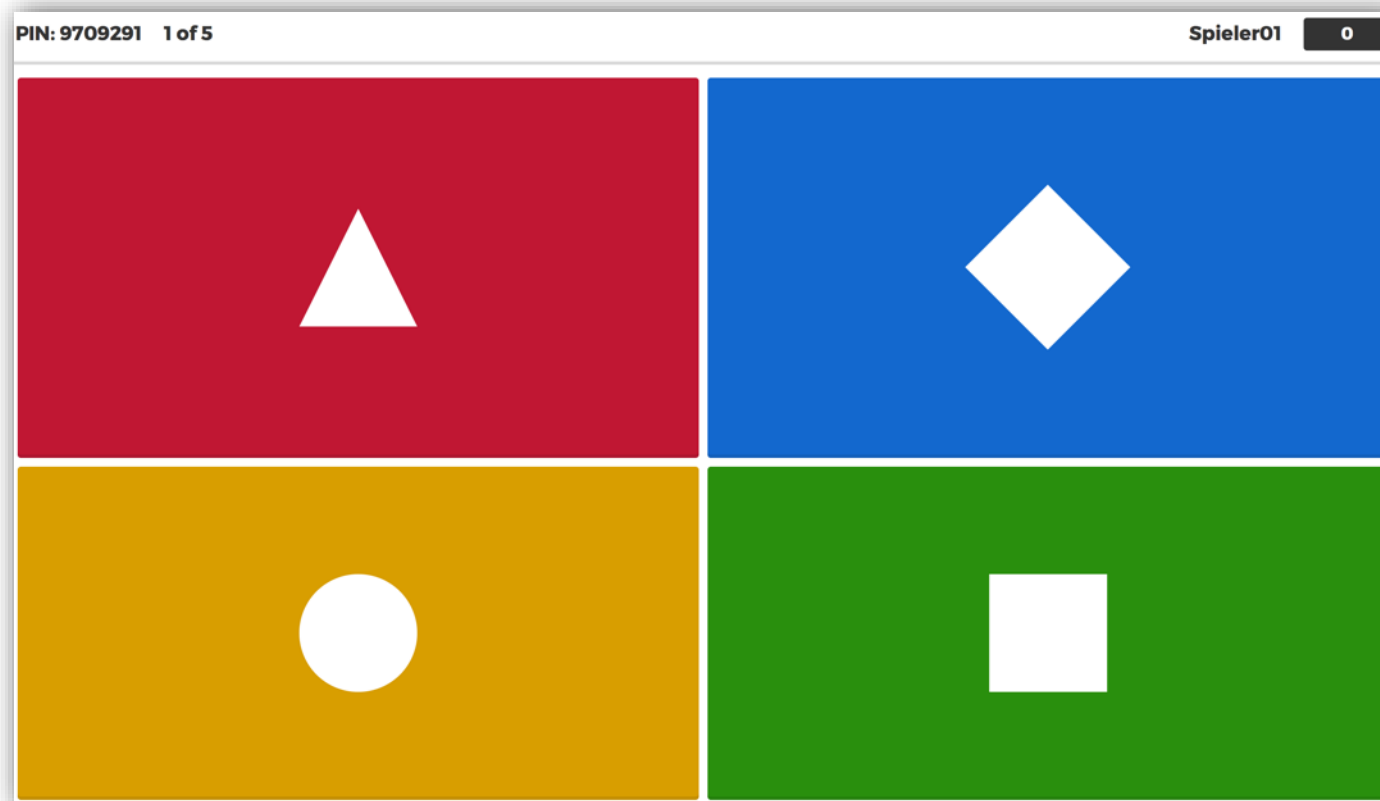
◆ Produktrückruf

● Produktrücknahme

■ Ausliefer Sperre



Join KAHOOT as player



Step 3:

On the screen of their laptop or smartphone, the players see the symbols. They select symbol for the correct answer.



Set up Kahoot as a teacher

Ein Milchprodukt überschreitet den Grenzwert von E. coli. Was müssen Sie tun?

1 (Correct answer)

Next

Show media

End game

Hygiene verbessern ✓	Produktzurückruf
Produktzurücknahme	Auslieferungsperre

kahoot.it Game PIN: 979266

Step 9:
After each question, the right answer is revealed.

Scoreboard

Next

Player1	872
---------	-----

End quiz

This edition of Kahoot! is limited to personal use. Upgrade to use for commercial purposes.

kahoot.it Game PIN: 979266

And (optional) the score of the players.



Let's play!

Kahoot!

Game PIN

Enter

www.kahoot.it

Play more, anywhere and anytime, on your own or with friends. Get our new app!

[Find out more](#)

Create your own kahoot for FREE at kahoot.com